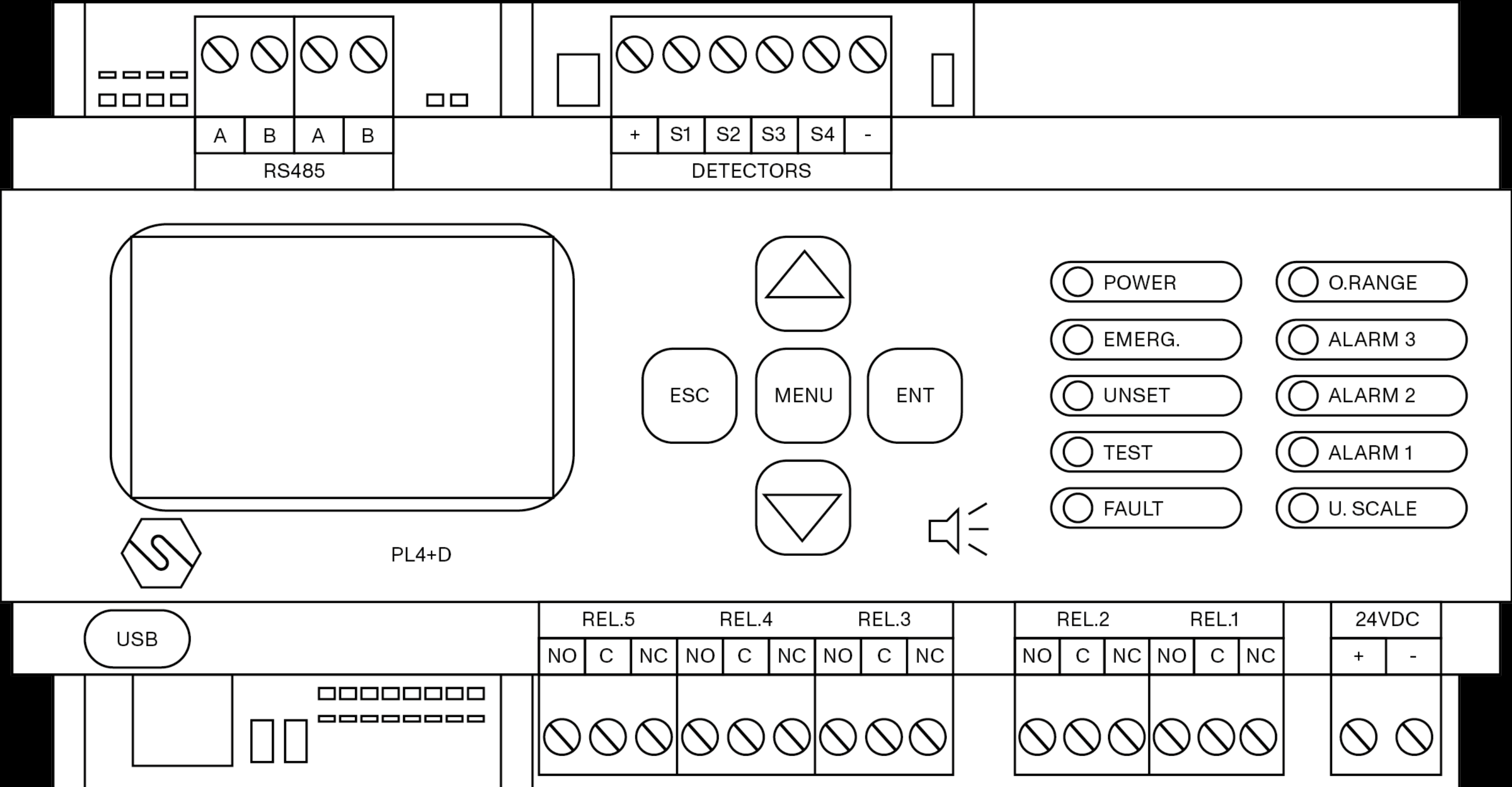




PL4+D



Datasheet





PL4+D, for DIN-rail mounting, is an innovative gas control unit, ideal for small plants up to 12 detectors.

It allows to monitor 4 gas detectors connected directly to the control panel (4-20 mA) and additional 8 detectors via remote 8-input cards STG/IN8S. Every input can be configured for a different kind of gas in order to detect both flammable and toxic compounds, refrigerant gases as well as Oxygen depletion and enrichment.

The panel can manage 5 output relays aboard the panel and additional 32 via STG/OUT16S+STG/8REL.

The backlit LCD display assures a precise indication of the gas concentration being measured and the alarm set points. Mode status LED's provide a visual indication for alarm levels, fault and power-on. An internal buzzer is provided for an audible alarm in case of alarm or fault.

PL4+D is SIL1 and it is ATEX marked as follows:

CE 0722 Ex II (2) G [Ex Gb] II

Electrical data	
Power supply	24 Vdc
Inputs	4 analogue 4-20mA inputs, up to 12 by using the optional modules: IN4-OUT4: addition of 4 analogue inputs IN8S: addition of 8 analogue inputs
Outputs	5 relays: 1 associated to fault, 4 programmable Up to further 32 outputs can be added: IN4-OUT4: addition of 4 relays OUT16: addition of 16 O/C outputs (convertible into relays with the 8REL module)
Serial ports	1 x RS485 for field installation 1 x USB for programming, supervision and firmware updating
Communication protocol	Galileo or Modbus
Absorption	100 mA at 24 Vdc (without connected loads)
Relays contact ratings	10A at 250V relays of panel board 16A at 250V relays of IN4-OUT4 module and 8REL module
Functionalities	
Programming	Configuration with Sensitron software
Operating levels	3, with numerical password customizable
Set / Unset detectors	Possibility of unset one or more channels for field maintenance
Test	Possibility of channels test field
Supervision	Efficient Modbus protocol for system supervision
Event log	The event log can be visualised from the gas panel or by the software
Date and time	Internal clock with backup to keep the date and time even after a shutdown
Visual indications	LCD display 4rows x 16columns 10 status LEDs
Acoustic indications	Buzzer 60 dB at 1m
Front panel buttons	Keypad with 4 shift buttons and ENTER button
Environmental conditions	
Storage temperature	-20 / +60°C
Operating temperature	0 / +50°C
Operating humidity	15 / 85% RH non condensing
Box	
Material	ABS
Dimensions	9 DIN module (158.5 x 90.0 x 60.0 mm)
Weight	400 g
IP Grade	-


Compliance

EMC	EN 61000-6-3:2007 + A1:2011; EN 50270:2015
ATEX	ATEX Directive 2014/34/UE EN IEC 60079-0:2018 EN 60079-29-1:2016

Product codes

STPL4+D	PL4+D gas panel
STG/MTSS1-CONF	Software for PC programming
STG/IN4-OUT4-S1	Remote module with 4 analogue inputs and 4 relays
STG/IN8S	Remote module with 8 analogue inputs
STG/OUT16S	Remote module with 16 O/C outputs
STG/8REL	8 relays board to be connected to STG/OUT16
AL09	24 Vdc power supply
STG/IPBOX	IP65 ABS box

Mechanical drawings



Contatti/Contacts

Viale della Repubblica, 48
20007 Cornaredo (MI) – ITALY

+39 0293548155
sales@sensitron.it
sensitron.it

Sensitron S.r.l.

